




TOMMY





MACHINERY & WATERSPORTS



ENGINES

2 x Deutz TBD 604 BV 16 diesel engines

GENERATORS

2 x 120Kw Northern Lights

STABILISERS

Searocq Koopnautic

BOW THRUSTER

Mannesmann Rexroth 100hp

WATERMAKERS 2 x HEM

ELECTRICITY 24v DC

INVERTER 2 x ZF

SPEEDS & FUEL CONSUMPTION

Maximum speed about 19 knots for a fuel consumption of about 680 litres per hour for the main engines and the generator

Cruising speed about 12 knots for a fuel consumption of about 315 litres per hour for the main engines and the generator

FUEL CAPACITY

69,000 litres

WATER CAPACITY

12,000 litres

TENDERS

Novurania 6 m. 260 Hp jet-drive

Novurania 6 m. 190 Hp Z-drive

WAVERUNNERS

2 x 750cc Kawasaki waverunners (2 men)

OTHER

Waterskis

Wakeboards

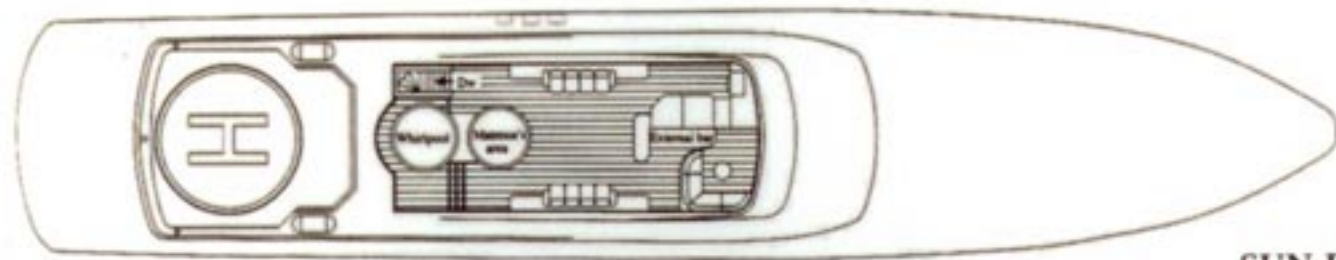
Snorkelling gear

Inflatable toys

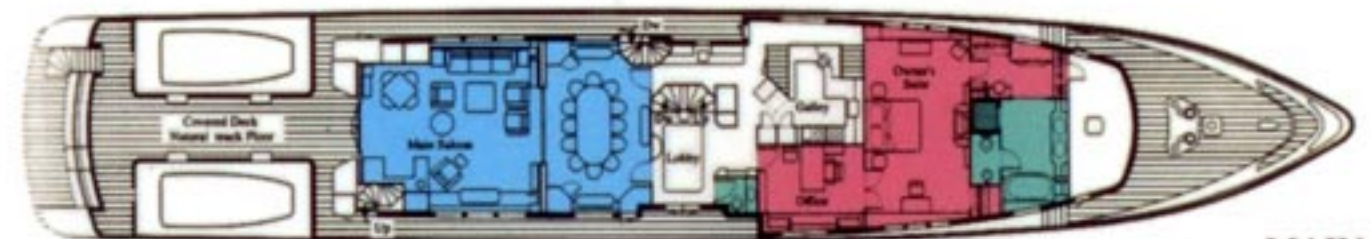


TOMMY

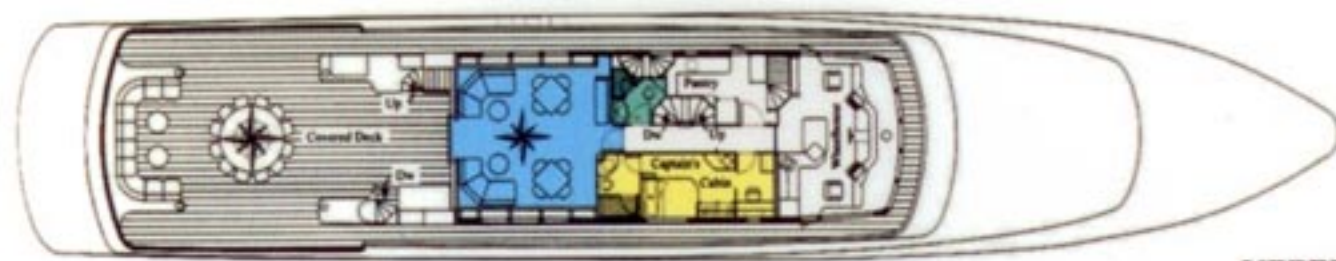
TOMMY



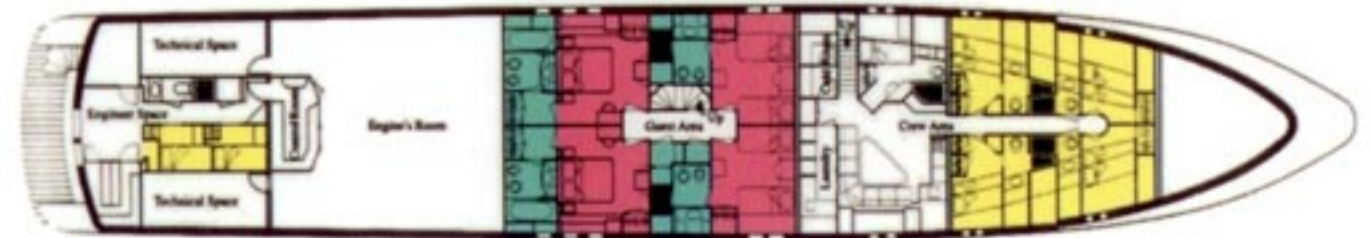
SUN DECK



MAIN DECK



UPPER DECK



LOWER DECK

MAIN SALOON & UPPER SALOON ■

GUEST ACCOMMODATION ■

GUEST BATH & SHOWER ROOM ■

CREW ACCOMMODATION ■







MAIN CHARACTERISTICS



BUILDER

Benetti S.p.A. Viareggio, Italy

DESIGNER

Terence Disdale

YEAR

1995 (refurbished 2008)

CONSTRUCTION

Steel hull

Aluminium superstructure

Teak laid decks

DIMENSIONS

LOA 52.00M (170.00FT)

LWL 46.64M (153.00FT)

BEAM 8.90M (29.00FT)

DRAFT 3.00M (10.00FT)

CLASSIFICATION

ABS

TONNAGE

GROSS 474

NET 142



DINING & ENTERTAINING



SALOON

Custom wood inlays, Italian fabrics and English antique furniture present a tranquil and elegant atmosphere in the living area; the dining room adjacent to the saloon seats up to 12 people around an oval dining table.



ENTERTAINMENT EQUIPMENT

Comprehensive audio-visual systems with television, DVD, stereos and X-Box in all cabins, main saloon and upper deck saloon, satellite television, guest PC (owner's office) and internet access.

ACCOMMODATION



OWNER (MAIN DECK)

1 x master suite featuring owner's office, king size bed, walk-in wardrobe (only include if walk-in), bath and shower room en suite

GUESTS (LOWER DECK)

2 x VIP cabins each with king size bed and bathroom en suite
2 x twin cabins each with Pullman and shower room en suite

CREW

1 x Captain's cabin with bathroom en suite
1 x Chief Engineer's cabin (shared shower and bathroom)
1 x twin cabin (shared shower and bathroom)
4 x twin cabins each with shower room en suite

